



9926 Swanson Blvd, Clive, IA 50325

515-276-1977

www.creekside-quilting.com

Mon-Wed 10-5:30 ★ Thurs 10-7 ★ Fri-Sat 10-5 ★ Sun 1-4

PFAFF Sales & Service

April - June, 2008 Newsletter



Mark these dates...

Block-of-the Month Pickup

- Apr 5-12
- May 3-10
- June 7-14

Lunch & Learn*

- Apr 2--Mitered Borders
- May 7-Needles & Thread
- June 4-Rule Your Rulers
- *11:45 to 12:30; please call to reserve your spot. No charge!
- Bring your lunch; soda & cookies on us

HOLIDAY HOURS


- Open Mother's Day, May 11
- Open Father's Day, June 15
- Closed Memorial Day, May 26
- Closed Friday, July 4

BUS TIP TO KANSAS CITY

- Fri, May 2-Bus leaves Creekside Quilting at 7AM

BOOK SIGNINGS

- Lynn Witzenburg - April 5
- Ilene Bartos - April 12



Blue wash-out pens are a great way to mark your quilting lines. They're fast and show up well on many colors. Be sure to immerse the finished quilt in cool to tepid water *without any detergent* after you've put the binding on. Keep heat away from the quilt until you've removed the blue ink!

PFAFF Spring Specials



CREATIVE VISION The most advanced sewing & embroidery machine on the market, with 10" of throat space and features you won't believe. Special price and your choice of a FREE large sewing cabinet, software, or 100 spools of thread!



PERFORMANCE 2058 with an automatic presser-foot lift for hands-free pivoting, 9 mm stitches, and a knee lift. A perfect machine for a serious quilter. Once you try Pfaff's legendary IDT, you'll never be without it again. Now with a FREE portable sewing table or a Quilter's Toolbox.

GRAND QUILTER \$150 off our combo price (machine, frame, and Quilter's Cruise Control)

Need just the machine? Take home a free walking foot!



Specials valid April 10-May 15

IMPORTANT! Your response is needed if you want to continue receiving our newsletters. We started collecting addresses five years ago, and we know many are now out-of-date. If you would like to continue receiving our newsletter, please return the address portion of this issue to us. (You may drop it off at the store or mail it to us.) If we *don't* hear from you, we'll assume that you are no longer interested in getting mail from us at the address we've been using.

Better yet.... go online to www.creekside-quilting.com and sign up to get your news electronically. Every time our newsletter is updated, we'll send you an email directing you to our website where you'll find a .pdf of the newsletter to print or view online. We think you'll like the extras that the website offers....like color pictures, additional articles, and more. *Save a tree...they're needed to make boxes for shipping fabric!*



Thank you to **Deb Kimball** for lending us her stunning reproduction quilt made with our 2007 Block-of-the-Month fabrics.

Congratulations to **Marcia Wing** and **Jane Heuton**. They were the lucky winners of the \$100 gift certificates given away on our fifth anniversary.

Thank you to **Shon McMaim** for allowing us to display her beautiful pyramids quilt featured in the January/February issue of Fons & Porter's *Love of Quilting* magazine, and to the **Bitsy Chicks** small group (Patty Barrett, Kris Kittrell, Leigh Lussie, Mary Shotwell, Lola Zimmerman, Desire Clausen, Judy Proksa, Donita Fredricks, and Sharon Meisenheimer) for exhibiting their incredible miniature quilts at Creekside Quilting.

APPLIQUE

Machine Applique Basics with Patty Barrett

Sat, Apr 5 - 9:30 to noon

Have you ever seen a pattern you'd just love to make if only it weren't for the appliqued pieces? In this technique class, Patty will help you master machine applique using the fusible-web method. You'll love the results! \$20-no pattern required

Beginning Needleturn Applique with Angela Lawrence

Tues, May 20 & Jun 10 - 10 to noon OR 6:30-8:30pm

Have you always admired the beautiful applique quilts but weren't sure of how to begin? Angela will teach you all the basics as you make a block suitable for use in a sampler quilt or as a medallion for a wall hanging. \$32 - pattern included

Japanese Applique with Angela Lawrence

Every 1st Thurs - June through Nov - 10 to noon

Quilters who winter in warm climates have asked that we offer this "fast-track" class. Get Angela's help with applique, color choices, and design while you create your own masterpiece from Susan Briscoe's book, *Japanese Quilt Blocks*. \$65 plus book

BEGINNING-TO-QUILT SERIES

Accurate Rotary Cutting with Carol Wilson

Mon, Apr 21 - 10 to noon OR Tues, Jun 17 - 6:30 to 8:30pm

Before you take a piecing class, learn the basics of rulers, rotary cutters, and accurate and safe cutting techniques. We'll teach you to follow typical cutting instructions for strip piecing. (Prerequisite to other classes in this series.) \$12-no pattern required

Turning Twenty with Carol Wilson

Mon, May 5 & 19 - 10 to noon

This is a great pattern that's both super simple and so pretty that quilters of all levels enjoy making it. You'll learn basic piecing skills and how to follow a quilt pattern. You'll end up with a top worth quilting! (*Please note: You must take the Accurate Rotary Cutting class before this class unless you already have rotary-cutting skills.*) \$25 plus book

Binding for Beginners with Patty Barrett

Sat, Apr 5 - 2:00 to 4:30

Learn to prepare your binding strips, attach them, and turn mitered corners. Every beginner...and some more experienced quilters...needs this class to give their quilts the finish they deserve. Don't let a sloppy binding detract from your quilt! \$12-no pattern required

QUILTING & FINISHING

Template-Free Free-Motion Machine Quilting with Patty

Sun, May 4 - noon to 4:00

Advance your machine-quilting skills and discover the fun, freedom, and beauty of free-motion quilting without premarking your top. You'll learn many designs and how to move gracefully from one to another. \$25-no pattern required

Machine Quilting with Lynn Witzenberg

Sat, Apr 19 - 10:00 to 3:30

Overcome your fear of working with a large quilt on your home sewing machine! You'll learn how to pin-baste the quilt, how to use your walking foot for straight-line quilting, and the techniques used in free-motion quilting. After the class, you'll be ready to actually *complete* one of those tops you've finished! \$45

Long-Arm Machine Certification with Jeanne Stille

Thurs, Apr 24 - 2:00 to 5:00 OR Sat, May 17 - 10 to 1:30

OR Sat, June 21 - 10 to 1:30

Learn to use our long-arm in this 2-part class. In the first session, you'll learn to wind and load a bobbin, thread the machine, load the quilt, and operate the controls. If you want to become certified for rental, you'll need a second one-on-one session with the instructor to prepare for your "solo flight." Session 1-\$65; Session 2- \$100 for 4 hours of practice (by appointment.)

OTHER TECHNIQUES & PROJECTS

Paper Piecing with Sharon Meisenheimer

Mon, Apr 14 - 1:00 to 3:30

Enjoy the fun and accuracy of paper piecing using a pattern from Alex Anderson's book. Sharp points and perfect pieces will be yours with this easy technique that can be used for blocks of all sizes. \$25 plus book

NEW Everyday Bag with Tammy Shattuck

Tues, Jun 17 - 1:00 to 5:00

Tammy's work is being sold in high-end boutiques in the South, so you know you'll get great help with construction and design....not to mention having fun and actually finishing the project! \$25 plus pattern

Intro to Art Quilting with Angela Lawrence & Barbara Jones

Every 3rd Wed - June through Nov - 6:30 to 8:30pm

You too can be a fiber artist! In this six-month course you'll investigate techniques to enrich your quilting experience. Sessions include style & design, color, fusing, free-motion quilting, collage, fabric painting, fabric manipulation, and surface embellishment. You'll have a great time as you open your world to the beauty of fabric art. For all levels. \$75

Fabric Art Workshop with Barbara Jones

4 Sat's: May 10 & 24, Jun 14 & 28 - 9:30 to 12:30

Explore fabric-art techniques and creative ways to embellish your quilts. Barbara will show you how to use products such as Angelina fibers, paints, Paintstiks, and much more. This is a hands-on class; materials will be provided by instructor. \$75 plus \$10 supply fee

NEW Embellishing Quilts & Labels with Carol Wilson

Tues, Jun 17 - 10:30 to noon

Learn how to work with Pigma pens to add inked embellishments to your quilts and to make your own quilt labels. The class will provide you with lots of ideas for adding beautiful personalized script and/or motifs to your quilts, and tips for working with the pens. This is a fun way to add interest to your quilts! \$12

Machine Classes

PFAFF

What class(es) should I take?

- ~Hobby, Select, Classic & Expression models: *The Basics*
- ~Performance: *The Basics, Beyond the Basics*
- ~Creative 2134 or 2170: *The Basics, Beyond the Basics, Embroidery*
- ~Creative Vision: *class dedicated to this model*
- ~Grand Quilter and Frame: *Frame Quilting*

When are the classes?

- ~The Basics: Wed, Apr 30 - 6:30 to 9:00 pm
- ~Beyond the Basics: Wed, May 14 - 6:30 to 9:00 pm
- ~Embroidery: Wed, May 21 - 7:00 to 9:00 pm
- ~Creative Vision: by appointment
- ~Frame Quilting: Thur, April 24 - 6:00 to 8:00 pm



Summer and Fall guild shows are almost upon us. Get your tops finished and bring them in to be quilted! We're delighted to have Mari-Lee Seei quilting here at the store. You'll love her work, and right now there's just a short wait before your quilt will be finished and returned to you. Don't miss the boat!

Learn to use all the great features on your new PFAFF

Machine classes are free if you purchased your Pfaff from us and can be repeated as often as you'd like. Please let us know you're coming. Others are welcome at a charge which varies by class; please call for more information. Please bring your machine, accessories, and manual.

Creekside Quilting

20% OFF

any PFAFF foot, hoop, or Inspira stabilizer

Valid April 14-20, 2008

Limit 2, please

Creekside Quilting

10% OFF

Machine Clean and Oil
(most major brands)

Valid May 12-18, 2008

Creekside Quilting

20% OFF

any one cut of regular-price fabric

Valid June 16-22, 2008

NEW CLUBS

starting later this year

We like to hear from you regarding the best days and times before we arrange events that you're interested in. So let us know what days and times work best for you, and we'll try to schedule accordingly.

4D Software Club (for beginning and intermediate skill levels)


We'll explore all the powerful features of the 4D software, beginning with the Organizer and moving through other components. You'll bring your laptop loaded with the software. (Still have 3D? Talk to us about upgrading.)

Machine Embroidery Club (for all embroiderers and those still thinking about beginning)

FREE! Bring your own machine or use one of ours. Each month we'll stitch a design for a project selected for the class (the design cost will range between \$10-15), and along the way we'll learn about stabilizers, hooping, and design modification.



Tools, Notions, and Other Stuff We Love



Precision Tweezers from Gingher, \$20

These will grasp a single thread and won't let go!

Binding & Ruffler Tool from Masterpiece Rulers, \$14


The fastest way to get your binding folded and pressed!

Dorothy and Toto, \$25

*by Jim Shore
The Wizard of Oz fabric is in.
Add Dorothy and Toto to complete the theme.*




NEW BOOKS *on the shelf or coming soon*



Maple Leaf Quilts by local quilt artist Ilene Bartos features 12 projects based on the traditional block. If you've seen Ilene's work, you'd expect these to be colorful and exciting quilts...and you won't be disappointed. \$26.95

Japanese Quilt Blocks - Sensational blocks to piece & applique. Angela will start another class in 2009. Get your copy and start dreaming! \$26.95



OTHER NEW TITLES ❖ *Adventure & Applique* by Suzanne Marshall ❖ *Scrappy Quilts* by M'Liss Rae Hawley ❖ *Beautiful Blooms* ❖ *One-Block Wonders Encore* ❖ *Color Your World* by Princess Mirah ❖ *Fat Quarter Frenzy Two* ❖ *Sweet Treats* ❖ *4D Software Solutions* ❖



for tested results

Glamour Girl
49 x 49 - \$42.99
pattern - \$8.00



Charm Pack Quickie
34 x 34
free pattern with purchase of
charm pack & border fabrics



Sugar Donuts
42 x 42 - \$31.99
pattern included



NEW FABRIC

...in the store or coming soon

- ★ *Count My Blessings* by Saline Yoon (RJR)
- ★ *12 Days of Christmas* by Nancy Halverson (Benartex)
- ★ *Bountiful Blessings* by Laurel Burch (Clothworks)
- ★ *Royal Holiday* by Deb Strain (Moda)
- ★ *Peace on Earth* by 3 Sisters (Moda) - with Jelly Rolls and Charm Packs
- ★ *Cranberry Wishes* by Kansas Troubles (Moda) - with Jelly Rolls, Charm Packs, and Layer Cakes
- ★ *Merry & Bright* by Sandy Gervais (Moda) - with Jelly Rolls and Charm Packs
- ★ *Secret Santa* (Benartex)
- ★ *Symphony* by Sentimental Studio (Moda)
- ★ over 50 brand-new Westminster fabrics (Kaffe Fassett and team)
- ★ other groups and hundreds of new blenders and batiks



You're Invited!

Please join us on April 12 to see all the beautiful quilts in Ilene Bartos' new book, **Maple Leaf Quilts**, and to have her autograph your copy!



JUST ARRIVED! Lynn Witzenburg's eagerly awaited new book, **Machine Quilting-The Basics & Beyond**, is here. Come talk to Lynn about machine quilting, see demonstrations of her techniques, and have her sign your copy! Sat, Apr 5 - 10 to 3.

MEET THE STAFF

Each issue of our newsletter will profile two members of the Creekside Quilting staff



Connie Doern opened the store after leaving a career in insurance administration, and hasn't regretted it for a minute! Owning a quilt store doesn't leave as much time to quilt as she'd like, but she enjoys seeing everyone else's quilts and collecting fabric for future projects. (Sound familiar?) Although she did a little sewing in her twenties, she hadn't sewn for years when she

bought a hand-made quilt in Kalona and decided to try making one herself. Two of her pieces have been juried into the AQS show in Paducah, with one placing 2nd in the Traditional Pieced category. A native of Wisconsin, Connie lived in Phoenix for 16 years before moving to Iowa. She enjoys travel and reading.



Patty Barrett joined the staff in March, 2003, shortly after we opened. A retired teacher, Patty has been quilting for over 20 years, and is interested in a variety of styles and techniques. She often designs her own quilts and especially enjoys the planning process...and while she'd never say this about

herself, the rest of us admire her wonderful eye for color and design! Look for her work among our samples and as part of the *Bitsy Chicks* exhibit. In addition to helping customers, Patty teaches classes and meets with fabric reps to help select the lines we carry. She and her husband, Bob, have two children and four grandchildren.